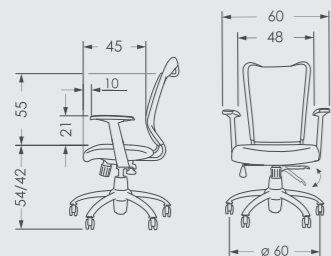




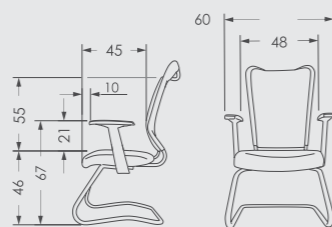
**Technical Info \ Code: SDE**

- Chrome frame
- 3D fabric back rest
- Height adjustable armrest
- Armrest produced by gas injection technology
- Moulded Polyurethane injected foam in the seat
- Flexible backrest for Lumbar support according to ergonomic standards
- Available with Clutch or Tilt mechanism
- Available in artificial leather, sport fabric and velvet
- Height adjustable seat via 12 cm Gas lift
- Chrome 5 star base
- PU Anti-skid castors



**Technical Info \ Code: SDC**

- Chrome frame
- 3D fabric back rest
- Height adjustable armrest
- Armrest produced by gas injection technology
- Moulded Polyurethane injected foam in the seat
- Flexible backrest for Lumbar support according to ergonomic standards
- Available in artificial leather, sport fabric and velvet
- Chrome base



**artman**<sup>®</sup>  
furniture studio

SD FAMILY  
ERGONOMIC DESIGN



# SD FAMILY



ERGONOMIC DESIGN

[www.artmanfurniture.com](http://www.artmanfurniture.com) / [info@artmanfurniture.com](mailto:info@artmanfurniture.com)




Color & Texture

### ARTIFICIAL LEATHER



### SPORT FABRIC



### VELVET FABRIC

